
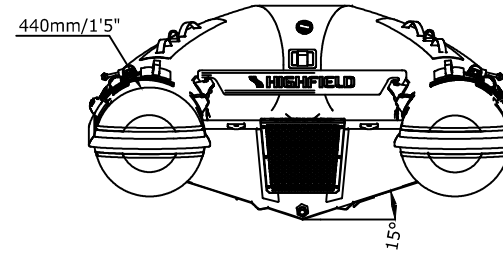


# ULTRALITE 310

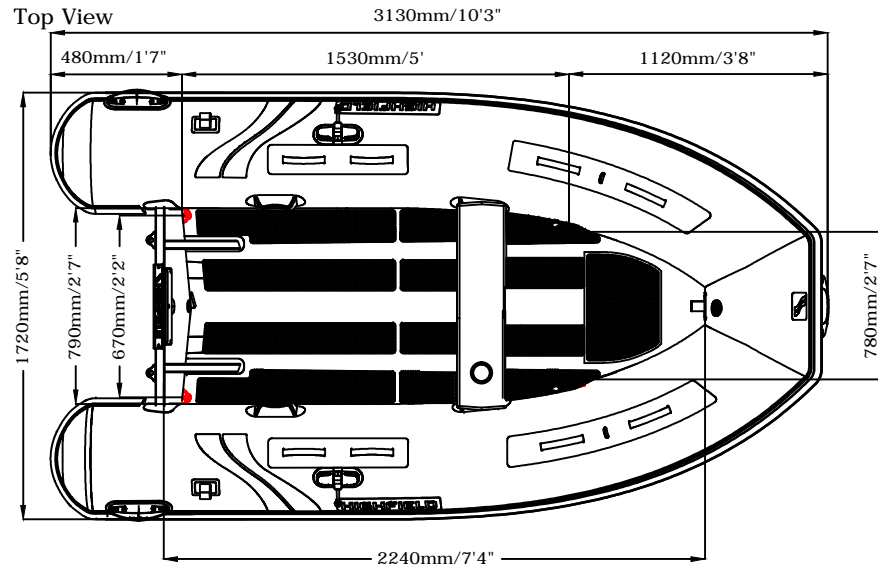
# SPECIFICATIONS



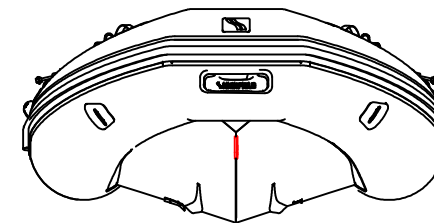
Side View



Rear View



Top View



Front View

SPECIFICATIONS AND MAXIMUM CAPACITIES (Subject to change without notice. Tolerances: Dimensions +/-3% Weight +/-5%)

MODEL	ISO 6185 PART	ISO 6185															Wet Weight (Approximate) 15HP (11.19KW) + Fuel							
			KG	LB	#	KG	LB	Length	KG	LB	Maximum		Recommended			Maximum Speed	KG	LB		KG	LB	AIR CHAMBERS	PSI	BAR
UL310	2	C	585	1290	5	375	827	S	60	132	11.19	15	11.19	15	/	/	/	57	126	124.3	274	3	3.63	0.25