
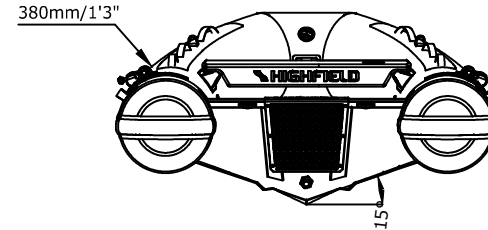


ULTRALITE 290

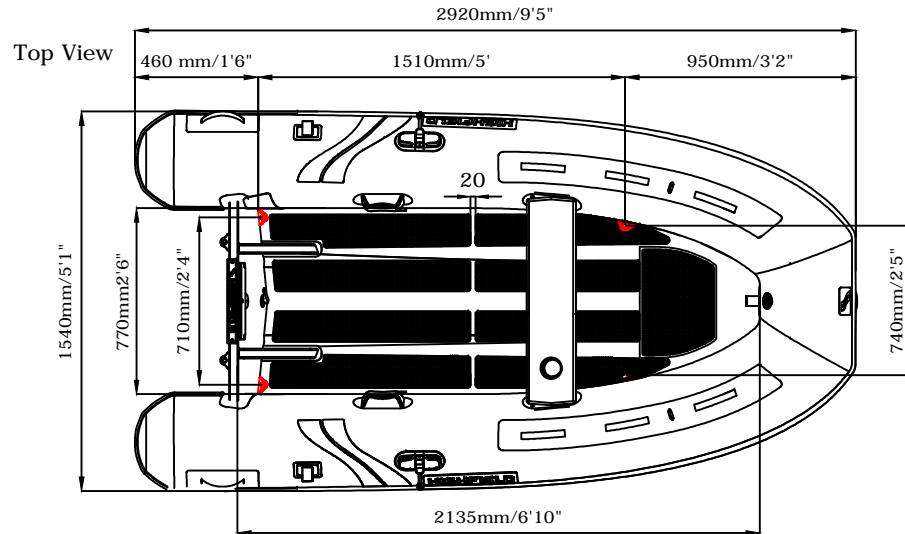
SPECIFICATIONS



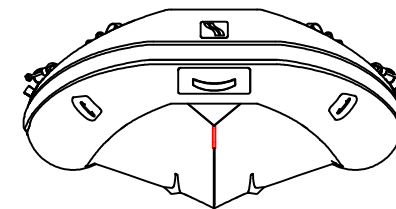
Side View



Rear View



Top View



Front View

SPECIFICATIONS AND MAXIMUM CAPACITIES (Subject to change without notice. Tolerances: Dimensions +/-3% Weight +/-5%)

MODEL	ISO 6185 PART	ISO 6185																Wet Weight (Approximate) 10HP (7.46KW) + Fuel						
			KG	LB	#	KG	LB	Length	KG	LB	Maximum		Recommended			Maximum Speed	KG	LB	AIR CHAMBERS		PSI	BAR		
UL290	2	C	375	827	4	300	661	S	60	132	7.46	10	7.46	10	/	/	/	49	108	116.3	256	3	3.63	0.25