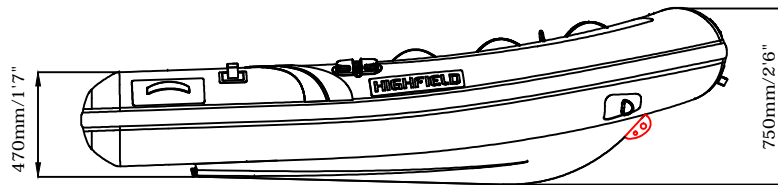
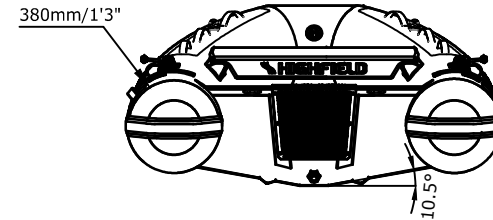


ULTRALITE 260

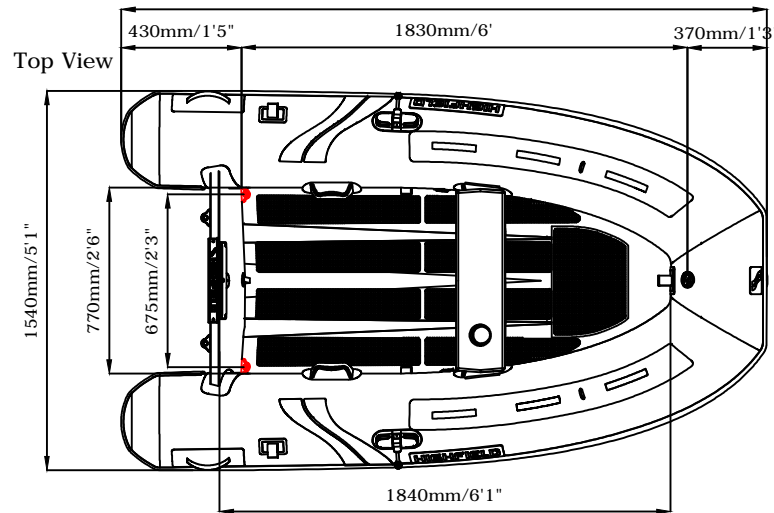
SPECIFICATIONS



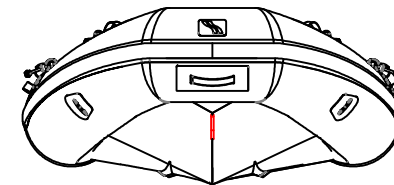
Side View



Rear View



Top View



Front View

SPECIFICATIONS AND MAXIMUM CAPACITIES (Subject to change without notice. Tolerances: Dimensions +/-3% Weight +/-5%)

MODEL	ISO 6185 PART	ISO 6185																					AIR CHAMBERS		
			KG	LB	#	KG	LB	Length	KG	LB	Maximum Speed				KG	LB	Wet Weight (Approximate) 6HP (4.48KW) + Fuel		PSI	BAR					
									Maximum	Recommended	Maximum Speed					KG	LB								
										KW	HP	KW	HP	KT	MPH	Km/h									
UL260	1	C	340	750	3+1	225	496	S	40.9	90	4.48	6	4.48	6	/	/	/	41	90	89.2	197	3	3.63	0.25	