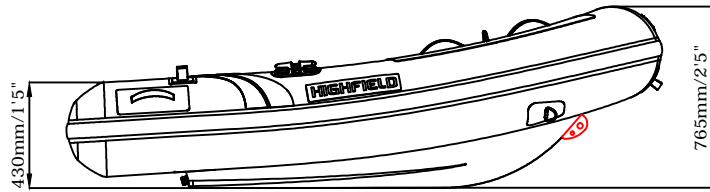
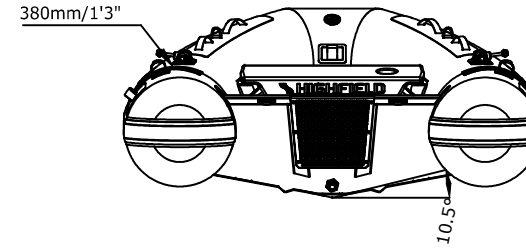


ULTRALITE 240

SPECIFICATIONS

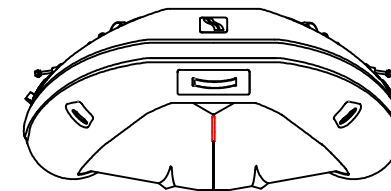
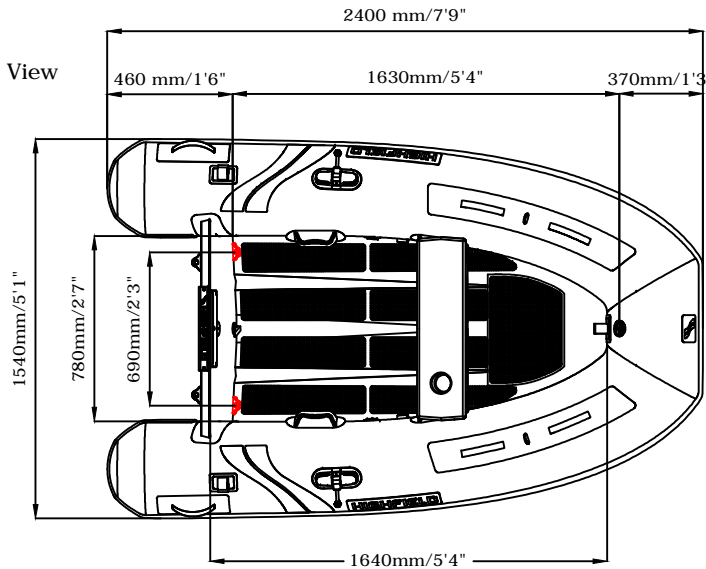


Side View



Rear View

Top View



Front View

SPECIFICATIONS AND MAXIMUM CAPACITIES (Subject to change without notice. Tolerances: Dimensions +/-3% Weight +/-5%)

MODEL	ISO 6185 PART	ISO 6185																						
			KG	LB	#	KG	LB	Length	KG	LB	Maximum Speed		Maximum Speed	KG	LB	Wet Weight (Approximate) 5HP (3.73KW) + Fuel		AIR CHAMBERS	PSI	BAR				
												KT				MPH	Km/h				KG	LB		
UL240	/	/	290	639	3	225	496	S	40.9	90	3.73	5	3.73	5	/	/	/	37	88	85.2	188	3	3.63	0.25